



**LoveReading4kids.co.uk**  
is a book website  
created for parents and  
children to make  
choosing books easy  
and fun

extracts from  
**Nature's Day: Out and About**

Written by  
**Kay Maguire**

Illustrated by  
**Danielle Kroll**

Published by  
**Wide Eyed Editions**

All Text is Copyright © of the Author and/or Illustrator

Please print off and read at your leisure.



Wide Eyed Editions  
www.wideeyeditions.com

Nature's Day: Out and About copyright © Aurum Press Ltd 2016  
Illustrations copyright © Danielle Kroll 2016

Written by Kay Maguire

First published in Great Britain in 2016 by  
Wide Eyed Editions, an imprint of Aurum Press,  
74-77 White Lion Street, London N1 9PF  
www.aurumpress.co.uk

All rights reserved

No part of this publication may be reproduced, stored in a retrieval system, or transmitted, in any form, or by any means, electrical, mechanical, photocopying, recording or otherwise without the prior written permission of the publisher or a licence permitting restricted copying. In the United Kingdom such licences are issued by the Copyright Licensing Agency, Saffron House, 6-10 Kirby Street, London EC1N 8TS.

A catalogue record for this book is available from the British Library.

ISBN 978-1-84780-800-4

The illustrations were created digitally  
Set in ArcherPro, Futura BT, Matrix Script and Mrs White

Designed by Andrew Watson  
Edited by Katie Cotton

Printed in Dongguan, Guangdong, China

1 3 5 7 9 8 6 4 2

*Warning:*

This book contains some potentially dangerous activities. Please note that any readers, or anyone in their charge, taking part in any of the activities described do so at their own risk. YOU MUST read the warnings that appear in the book. Neither the authors nor the publisher can accept any legal responsibility for any losses, injury, damage, loss or prosecution resulting from the activities described.

Kay Maguire • Danielle Kroll



# Nature's Day

*Out and About*

*Spotting, making and collecting activities*

WIDE EYED EDITIONS



## Spring

If you wake up with the sun in spring, you'll hear the dawn chorus: birds of all shapes and colours singing to attract a mate. You'll also see early flowers, shoots sprouting in the soil and buds opening. Colour in this scene to show the world waking up in spring time!

## How to... Make a Bee Hotel

Some bees, like honeybees and bumblebees, like to live altogether in hives but there are some species that prefer to live on their own. Solitary bees make their nests in holes and tunnels in the ground, in cracks in walls or in the hollow stems of plants. You can help them by making them a home where they can raise their young.

Solitary bees are tiny – if you've seen them you might not even have realised they were bees. They will only sting you if you accidentally tread on them and even then they don't hurt! Solitary bees are helpful to gardeners because they pollinate flowers and fruit trees.

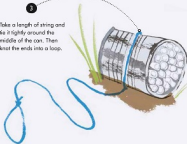
- 1 Wash out an old tin can, or you could use a water bottle with the top cut off.



- 2 Drizzle some glue in the bottom of the can or bottle and then fill it with drinking straws. It should be packed full with them so they can't fall out.




- 3 Take a length of string and tie it tightly around the middle of the can. Then knot the ends into a loop.



The hollow straws look just like the holes and tunnels they need for their nests. If you can, use lots of different sized straws, as this will attract different kinds of solitary bee.

4

Choose a sunny spot on a wall or tree and hang your hotel up with string. Try and angle it down slightly so that the straws don't fill up with water when it rains.



5

Watch and wait for the bees to come!

In spring you'll see the female bees, out and about, collecting nectar from flowers and taking it back to the nest ready for when their eggs hatch.

### Can you spot these other types of bee?

Honeybee



Big, covered with thick black hair.

Bumblebee



Narrow body, black and gold with big eyes.

Tawny mining bee



Ginger hair, made holes in the ground.

Red Mason bee



Small, ginger hair with white tuft on face.

Leafcutter



Like a honeybee but with an orange body.


# Can you spot... summer leaves?

In summer, leaves have finally unfurled and trees are a mass of green. Leaves can be long, round or heart shaped and some are grouped all together like the fingers on your hand. They come in lots of different sizes and in all shades of green, so look on the trees and see which different shapes and colours you can spot.

Spotting

Oak

rounded, wiggly leaves



Look at the lines, or veins, along the surface of each leaf. They carry the food to the tree but they also give the leaf its shape.

Purple Beech

purple oval leaf



Chestnut

five individual fingers on each stalk



Ash

a long stalk with opposite leaves all along it



Willow

very long, thin, pointed leaves



Can you see the stalk that attaches each leaf to the tree?

Lime

leaf to come leaf to come



Hawthorn

a pretty divided leaf that looks like a little tree



Sycamore

leaf to come leaf to come



Spotting

What other leaves can you draw?: